

COVID-19 CONSIDERATIONS

Albemarle County

BOARD OF SUPERVISORS

*SPECIAL MEETING
JULY 22, 2020*




AGENDA

- Background *Incident Management Team*
- Health data and trends *Thomas Jefferson Health District*
- Recommendations *Incident Management Team*
- Discussion

GOALS

Response

- Reduce transmission among staff and the public
- Protect people who are at higher-risk for adverse health complications
- Maintain essential services for the public

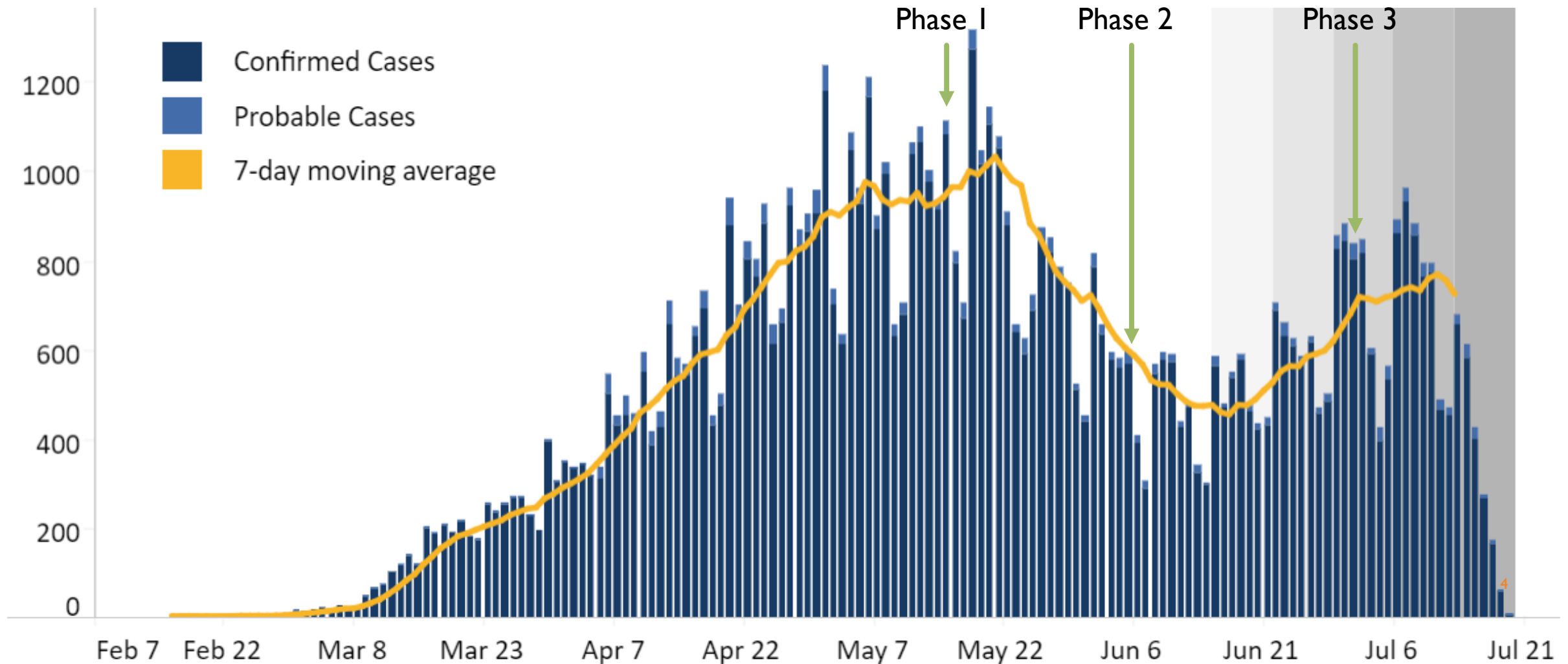


Recovery/Reconstitution

- Protect the health and safety of staff and residents
- Support all people and communities
- Facilitate a safe transition to “normal” county operations and community economic recovery

Grounded in guidance from the CDC, OSHA, Commonwealth – Governor, Dept of Health

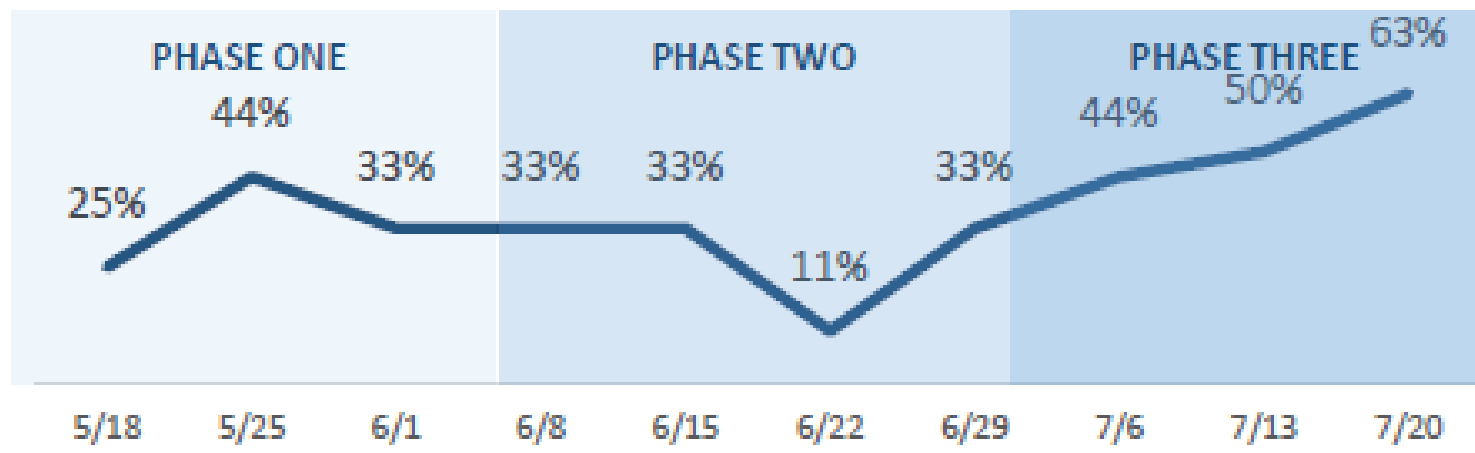
BACKGROUND



HEALTH DISTRICT DATA

| Metric | | Status | Comments |
|----------|---|------------------------|---|
| <u>1</u> | Percent Positive Tests – Downward trend of moving average ⁱ over 14 days | Unmet | Positivity moving average: 7.6% on July 7, 7.6% on July 13 7.3% (most recent average available today) |
| <u>2</u> | New Cases – Downward trend of moving average over 14 days | Unmet | New cases in Charlottesville and Albemarle moving average: 14.0 on July 7, 20.6 on July 13 20.1 on July 20 |
| <u>3</u> | COVID Hospital Capacity/Census – Adequate capacity and falling COVID+ census | State -NoVA: Unmet | State excluding Northern Region – hospitalizations moving average: 633.1 on July 7, 783.9 on July 13 909.0 on July 20 |
| | | UVA: Unmet | COVID ICU: FULL COVID Acute Care: 86% capacity ICU: 72% capacity Acute Care: 83% capacity |
| | | SMJH: Partially Met | COVID inpatients: 8 on July 7, 6 on July 19 (30-day low: 2, high: 10) Adult Critical Care: 10 of 10 beds available / 0% capacity (Per VHASS update, 07/19 1538) |

| | | | |
|----------|---|---------------------------------------|--|
| 4 | Testing Capacity – Moving average of daily test encounters ≥ 350 | Met | Moving average of daily test encounters in TJHD: 490.9 (most recent average available today) |
| 5 | Contact Tracing – <u>Capacity</u> : $\geq 90\%$ of case investigations started within 24 hours | Unmet | Moving average of new case investigations started within 24 hours of case notification: 82.8% as of July 15 |
| | <u>Reach</u> : $\geq 90\%$ of close contacts reached within 24 hours | Met | Moving average of close contacts reached within 24 hours of case investigation: 96.9% as of July 19 |
| 6 | PPE – Increasing and sustainable supply | Hospitals: Met | Hospitals report: Adequate PPE using conservation methods; UVA Health reporting weekly or as exceptions occur |
| <u>7</u> | | Public Safety: Met | No known unmet Public Safety PPE needs |
| <u>8</u> | | Unaffiliated ⁱⁱ : Unmet | Regional EOC PPE Supply Chain reports: unmet needs from most recent weekly resource requests |





RECOMMENDATIONS

FROM THE INCIDENT MANAGEMENT TEAM

| | Phase 2 | Phase 3 |
|----------------------|-------------------------------------|--------------------|
| Non-essential retail | 50% capacity | 100% capacity |
| Restaurants | 50% indoor/outdoor | 100% capacity |
| Entertainment Venues | Low-contact indoor and outdoor open | Open, 50% capacity |
| Fitness/Exercise | 30% capacity | 75% capacity |
| Gatherings | 50 person limit | 250 person limit |
| Personal grooming | Appointment only | Open |

FORWARD VIRGINIA PHASE 2/PHASE 3

| | Phase 2 | Phase 3 |
|----------------------|-------------------------------------|--------------------|
| Non-essential retail | 50% capacity | 100% capacity |
| Restaurants | 50% indoor/outdoor | 100% capacity |
| Entertainment Venues | Low-contact indoor and outdoor open | Open, 50% capacity |
| Fitness/Exercise | 30% capacity | 75% capacity |
| Gatherings | 50 person limit | 250 person limit |
| Personal grooming | Appointment only | Open |

FORWARD VIRGINIA PHASE 2/PHASE 3

Recommendations developed considering

- Trend data
- Compliance & Enforceability
- Responsiveness to contact tracing community spread data

FRAMEWORK

| Focus Area | Policy Recommendation | Compliance Mechanism |
|--|--|---|
| Food Establishments/ Wine/Brew/Distilleries | Indoors: 50% capacity or 50 persons with 6' distancing | Ambassador Program/ACPD |
| Social spread | Face Covering Ordinance <ul style="list-style-type: none">• Public indoor• Outdoor without 6' distancing | Ambassador Program/ACPD Signage campaign |
| Social spread | Gatherings limit from 250 to 50, except: <ul style="list-style-type: none">• Wine/brew/distilleries• Religious exercise• Weddings | Ambassador Program/ACPD |

COMPLIANCE APPROACH

**FACE
COVERINGS
REQUIRED**



BY LOCAL ORDINANCE

Ambassador Program

- Proactive visits to popular gathering areas
 - Retail
 - Food establishments/Wineries/Breweries/Distilleries
 - Areas identified through TJHD, ACPD
- Inform onsite manager of any issues observed
- Logistics
 - Trained on local ordinance
 - Third party contract

Business Signage Program